



Economic Development Team

Economic Development

(519) 881-1782

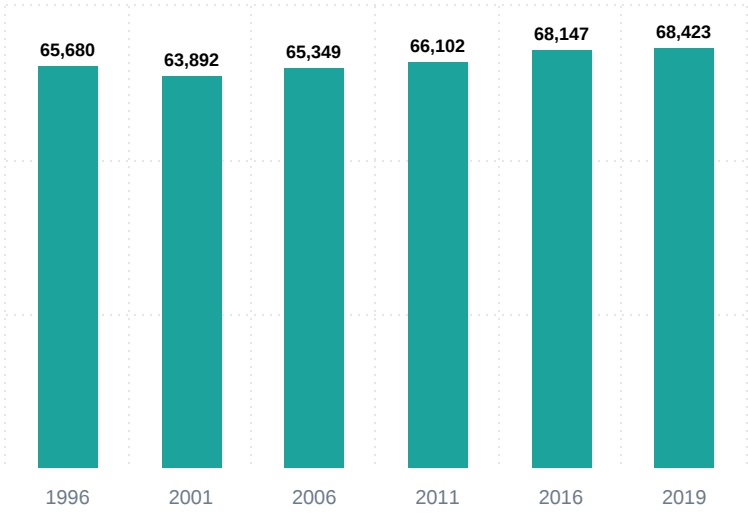
info@businesstobruce.com

Our Story

Most communities promise live, work and play lifestyles. Bruce County does it with a little twist. We think our smiles per capita are bigger and more frequent around here. There's no way to prove that. But it seems to us that when the trip to work includes a gorgeous Great Lake drive-by, or you end your day cross-country skiing from work to your back porch, or your Saturday morning bike ride actually includes a real nature trail, well that just can't be a bad thing. The search for work-life balance gets a lot of air time all over Ontario. In Bruce County, the searching ends because balance is so easy to find. That's the twist. Living here makes both running a business or working here and playing here amazing. Now....

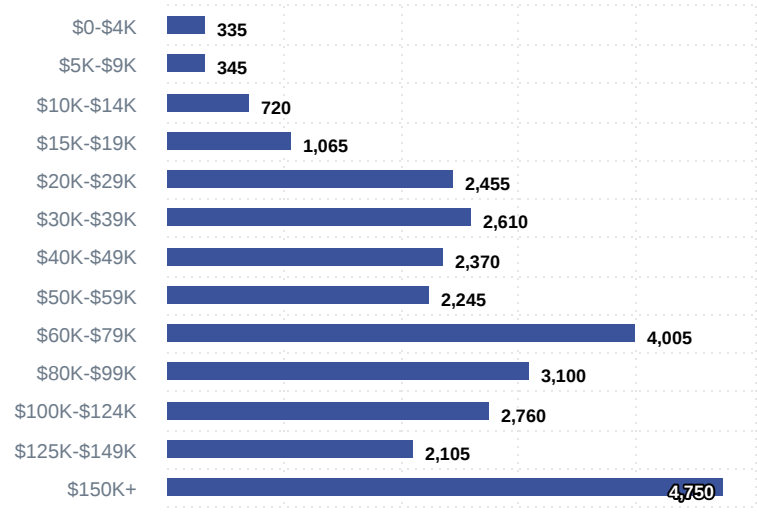


Population



Powered By Townfolio

Household Income



Powered By Townfolio

Key Metrics

Total Population
68,423

Median Household Income
N/A

Total Number of Visible Minorities
1,715

Median Age
N/A

Key Metrics

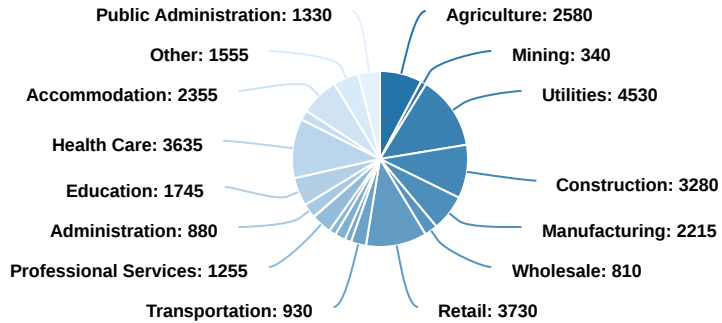
number of aboriginal population
3,090

%of Male Population
49.35

% of Female Population
50.65

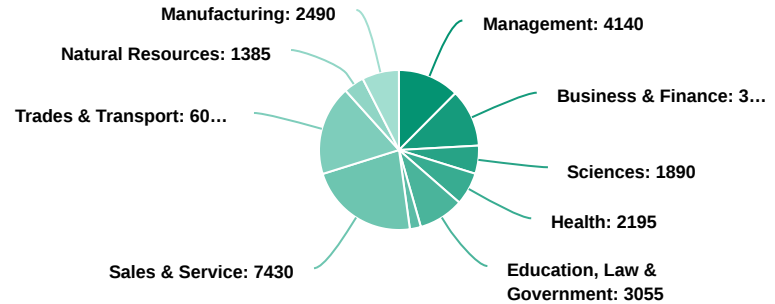
Largest Age Cohort
Ages 60-64

Labour Force By Industry



Powered By Townfolio

Labour Force By Occupation



Powered By Townfolio

Key Metrics

Total Labour Force
33,245

Employment Rate
56.4%

Participation Rate
60.1%

Unemployment Rate
5.5%

Key Metrics

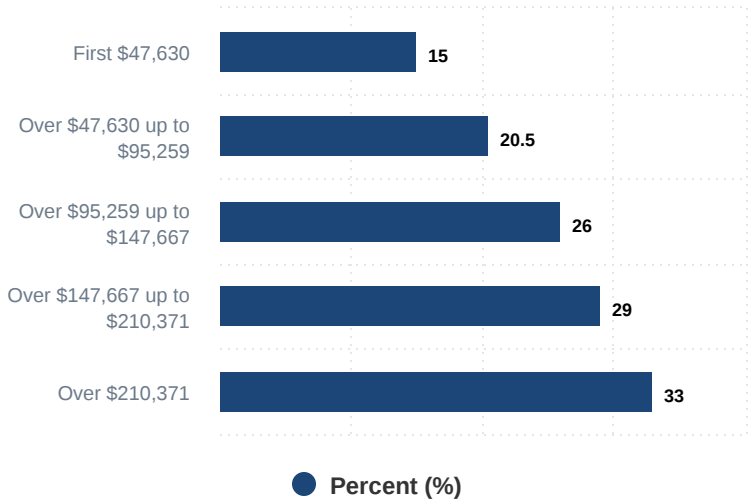
Largest industry by labour force
Utilities

Small industry by labour force
Management

Largest industry by occupation
Sales & Service

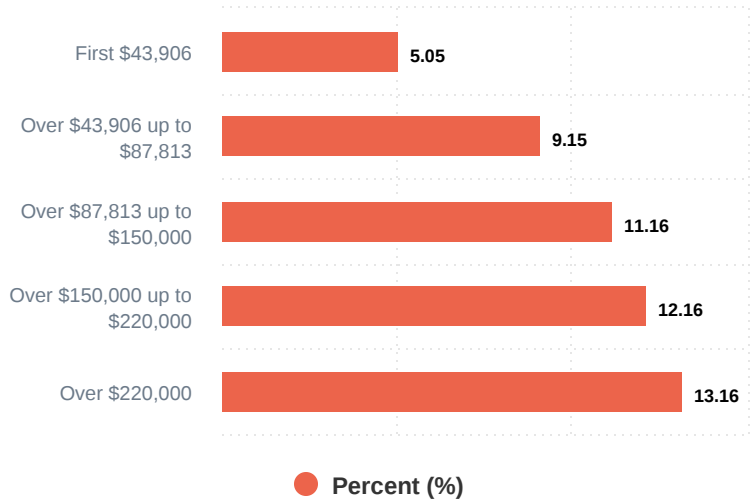
Small industry by occupation
Art & Sports

Federal Personal Income Tax



Powered By Townfolio

Provincial Personal Income Tax



Powered By Townfolio

Key Metrics



Federal General Corporate Tax
15



Federal Small Business Corporate
9



Federal M&P Corporate Tax
15



Federal Investment Corporate Tax
15



Provincial General Corporate Tax
11.5



Provincial Small Business Corporate
3.5

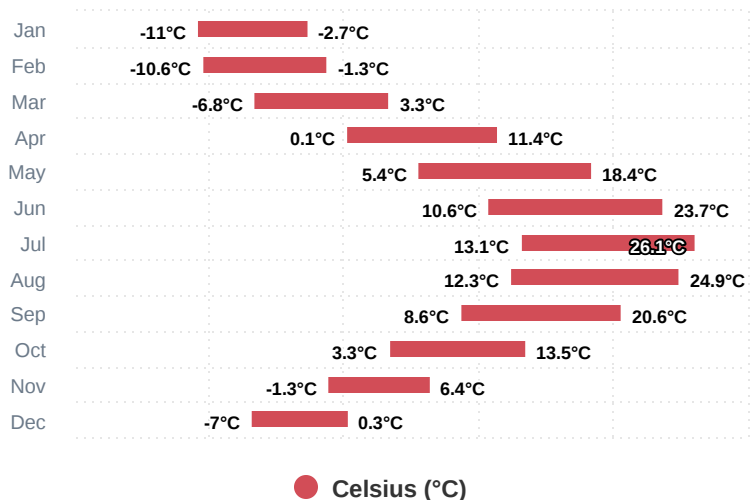


Provincial M&P Corporate Tax
10



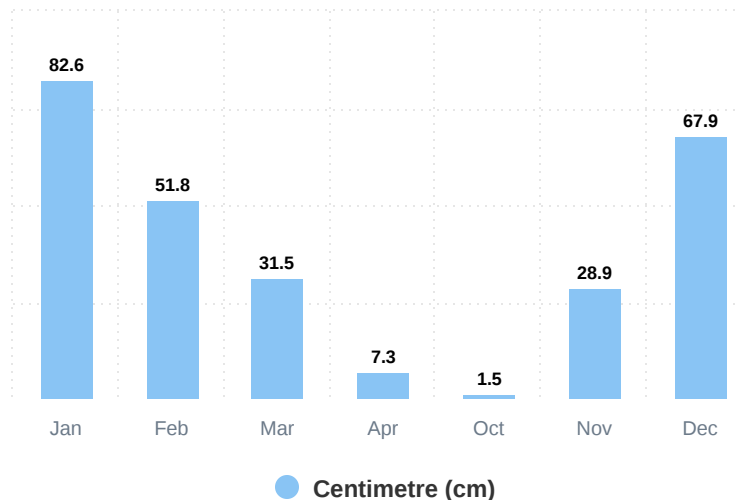
Provincial Investment Corporate Tax
11.5

Average Temperature



Powered By Townfolio

Average Snowfall



Powered By Townfolio

Key Metrics

Average Yearly Rainfall(mm)
820

Average Yearly Snowfall(cm)
272

Highest Snowfall Month
jan

Highest Rainfall Month
sep

Key Metrics

Highest Temperature (Celsius)
26

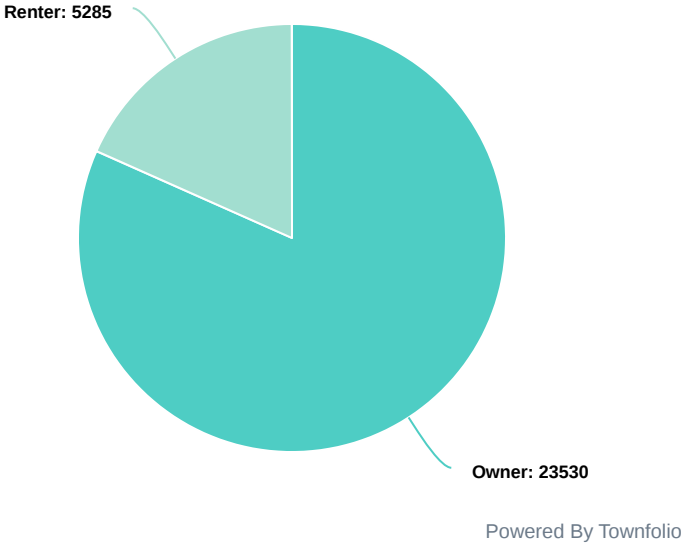
Lowest Temperature (Celsius)
-11

Most Unpredictable Month
jun


Most Stable Month
dec


Home Ownership


Dwellings by Bedroom




Key Metrics


 Number of Renters
5,285


 Most Popular Dwelling Size
3 Bedrooms


 Number of Home Owners
23,530


 Least Popular Dwelling Size
1 Bedroom or Less

Key Metrics

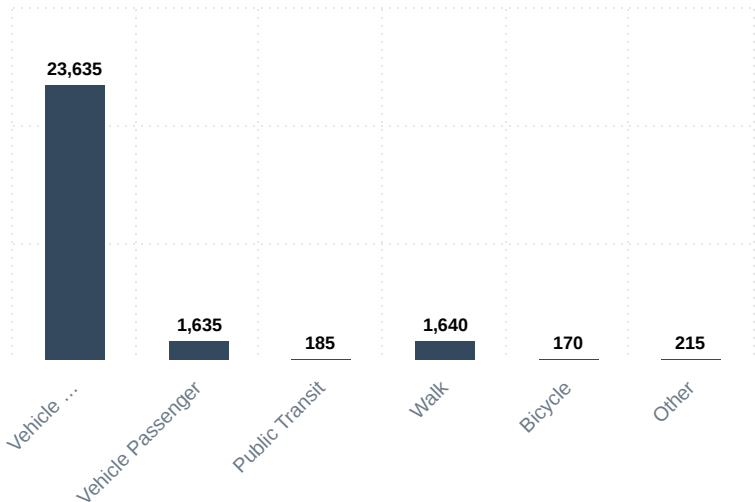
 Average Rents 2016
943

 Construction Period
1,985

 Housing Prices 2016
315,055

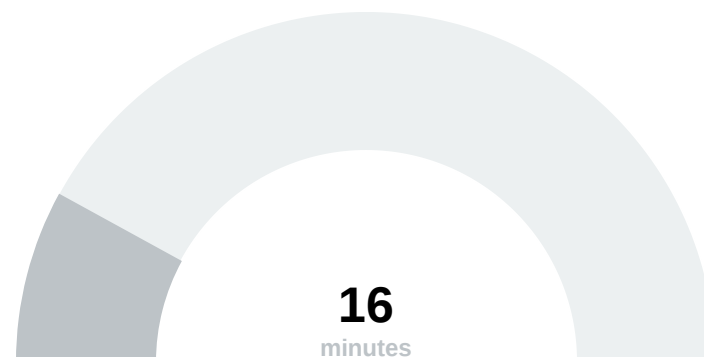
 Vacancy Rates
N/A

Modes of Transportation



Powered By Townfolio

Commute Times



Powered By Townfolio

Key Metrics



Most Used Transportation
Vehicle Driver



Busiest Time On Roads
N/A



Residents Driving Outside Region
N/A



Residents Driving Outside Province
N/A



Residents Who Work Locally
N/A



Vehicle Drivers
86.01%



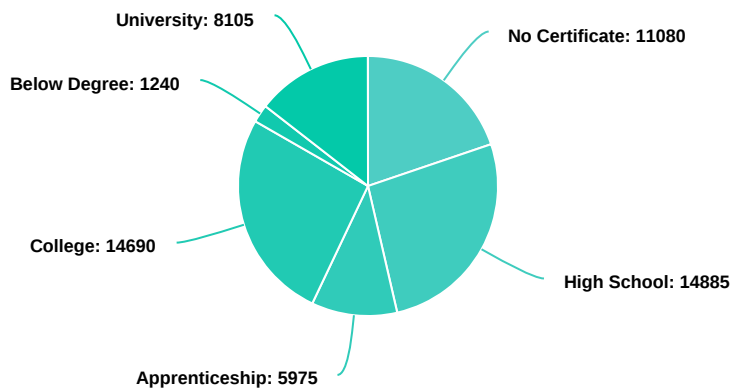
Residents Using Public Transit(%)
0.00%



Residents Using Bicycle(%)
0.62%

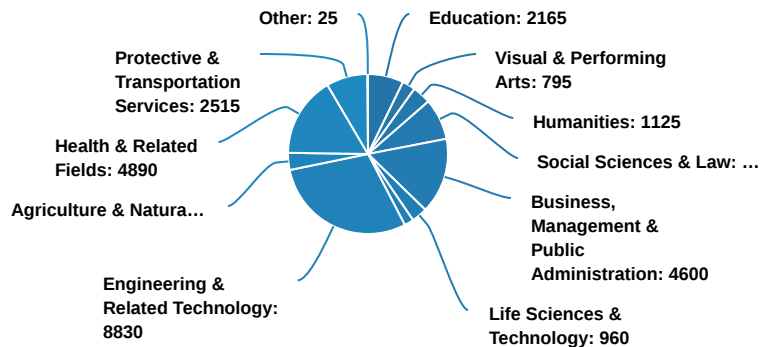
Key Metrics

Education



Powered By Townfolio

Major Field of Study



Powered By Townfolio

Key Metrics

Dominant Level of Education
High School

Most Popular Educational Destination
N/A

Most Popular Field of Study
Engineering

Least Popular Field of Study
Other

Key Metrics

Study in Health Field
16.29%

Study in Mathematics
1.90%

Study in Agriculture Field
3.45%

Study in Business
15.33%